

Details that make the difference.

RAINBOW is a convenient union of technological innovations.

Safety Switch

Opening the mechanical access door, a safety switch prevents any command from the control board.

Control board access

The convenient housing allows the installer to perform cabling operations in an upright position as well as working with rain or snow, just rotating the box 90°.

External release

Simple external release with personalised key.



Adjustment springs

Only two typology of springs (Soft and Strong, depending on the version of the barrier), mounted individually or double are sufficient to balance the various beams lengths.


Beam

The length of the beams varies from 3 up to 7 meters. The oval profile ensure high resistance to strong gusts of wind.



Lights on the cover and arm

The blinking lighted cords make the cover and arms visible, especially at night.



gates



garage



shutters



barriers

rainbow

ELECTROMECHANICAL BARRIER

Newest and innovative barrier

Move your passion

To always take on new challenges, to compete professionally and with passion, distinguishing ourselves for the high quality of automation. These are the values that lead Genius to ensure excellent performance by true champions of the movement. Strength, versatility, reliability, security and the guarantee of the "made in Italy" standard of production are the elements of a success shared with you.




rainbow



Genius introduces the new family of low tension barriers RAINBOW, the ideal solution for **high traffic areas** or where the barrier operates continuously at certain times of day: parking lots, garage entrances or industrial zones. RAINBOW was designed with a particular attention to **security** and the **versatility of use**, to ergonomics of the shapes and the design, to the strength of the arm and to the quality of the materials of the load-bearing structure. In the Genius barrier a **state of the art electronic heart** “pulses” with power switching, for the ideal management of the motion of the barrier. The presence of a standard encoder allows the detection of an obstacle during movement. **RAINBOW barriers, technology at the service of security.**



DIMENSIONS



TECHNICAL SPECIFICATIONS

TECHNICAL SPECIFICATIONS	RAINBOW 524 C	RAINBOW 724 C
Power supply voltage	230Vac 50Hz / 115Vac 60Hz	
Motor supply voltage [Vdc]	24	
Max. power at thrust [W]	280	480
Motor rated power [W]	160	220
Max. torque at 24Vdc [Nm]	140	370
Operating rated torque [Nm]	75	140
Opening / closing nominal time [sec] ¹	4 to 8	7 to 11
Beam max. length [m] ²	5	7
Type and use frequency at 20°C	Semi - intensive	
Daily max. cycles [cycles]	1000	500
Operating ambient temperature [°C]	-20 +55	
Noise [dBA]	<70	
Protection class	IP 54	
Operator weight [Kg]	66	72
Operator dimensions [mm]	415 x 250x 1225	470 x 270 x 1225

(1) Time according to the type of deceleration being set.
(2) Length referred to the passage width, beam length +400 mm approx.

TECHNICAL SPECIFICATIONS	LYNX 07 24V/SW	LYNX 08 24V/SW
Power supply voltage and frequency	230 Vac 50 Hz / 115 Vac 60 Hz	
Absorbed power [W]	5	
Max. power at thrust [W]	280	480
Max. Accessories load [mA]	500	
Operating ambient temperature [°C]	-20 +55	
Protective fuses	2 fuses, replaceable + 4 fuses, auto-restore	
Function logics	Automatic [A] / Step-by-step automatic [AP] / Manual [E] / Step-by-step manual [EP] / Condominium [D]	
Opening/Closing max. time [sec]	60	
Pause time	Adjustable on 7 levels of 5 seconds up to 4 minutes	
Encoder sensitivity	Adjustable on four levels	
Terminal board inputs	Power supply (230/115 Vac) / Opening and Closing limit-switches/ Photocells / Stop/ Open-Close / Open / Close / Failsafe / Battery	
Quick-fit connector	Encoder / Radiofrequency module RQFZ Genius 3PIN	
Terminal board outputs	Motor power supply 24Vdc / Flashing lamp 24Vdc / Indicator light 24Vdc max. 5W / Rod lights 24Vdc / Power supply to accessories / Battery charger	
Control board dimensions [mm]	168 x 146	168 x 176

Model	Version
RAINBOW 524 C	Irreversible with encoder and integrated LYNX 07 24V/SW control board for up to 5 m. beam
RAINBOW 724 C	Irreversible with encoder and integrated LYNX 08 24V/SW control board for up to 7 m. beam

ACCESSORIES



Foundation plate
Foundation plate with accessories for RAINBOW 524 and 724.



Beams for Rainbow 524 C*

- 3 m. beam intended as passage length (effective length 3.30 m.)
- 4 m. beam (effective length 4.30 m.)
- 5 m. beam (effective length 5.30 m.)
- Articulated Beam up to 4 m.



Beams for Rainbow 724 C*

- 5 m. beam intended as passage length (effective length 5.30 m.)
- 7 m. beam in sections (effective length 7.30 m.)



Rainbow Springs
Two types of spring per model (Soft and Strong) to mount individually or double depending on the length of the beam.



APF
Fixed APF support for Rainbow.



APF fond
Foundation plate for fixed support.



Height adjustment kit
Height adjustment kit in conjunction with APF. (Required for Rainbow).




Mobile support kit.
Beam mobile support kit.

* Retro-reflecting stickers for the beams are provided in a separate kit.

Skirt kit
2 m length skirt kit in painted aluminium.




Barrier lights kit
Lights kit applicable on both sides of the barrier casing.



Beam lights kit
Cable kit for arm lights (for lighted cords connection to the arm).



Lighted cord kit
Lighted cord to be used with the arm lights kit.



Photocell support kit
ORION support kit for mounting photocells under the arm.



Battery cable kit
Cable kit to connect batteries.



Radiofrequency module
Radiofrequency module RQFZ with 3pin Molex connection for GENIUS control board.

